

TECHSPEC<sup>®</sup> 10mm Uncoated Dove Prism



Stock **#32-999** 17 In Stock

-

1

+

A\$216<sup>.00</sup>

ADD TO CART

Volume Pricing	
Qty 1-5	A\$216.00 each
Qty 6-25	A\$172.80 each
Qty 26-49	A\$162.00 each
Need More?	<a href="#">Request Quote</a>

Product Downloads

SPECIFICATIONS

General

Type:  
Dove Prism

Physical & Mechanical Properties

10.0	Height (mm):
43.56	Length (mm):
Dimensional Tolerance (mm): ±0.13 Legs, ±0.25 Length	
Protective as needed	Bevel:
Optical Properties	
Uncoated	Coating:
N-BK7	Substrate: <input type="checkbox"/>
60-40	Surface Quality:
2.00	Angle Tolerance (arcmin):
Left-Handed	Image Orientation:
0	Ray Deviation (°):
0.50	Power (fringes) @ 632.8nm:
0.25	Irregularity (fringes) @ 632.8nm:
Regulatory Compliance	
Compliant	RoHS 2015:
Compliant	Reach 219:
View	Certificate of Conformance:

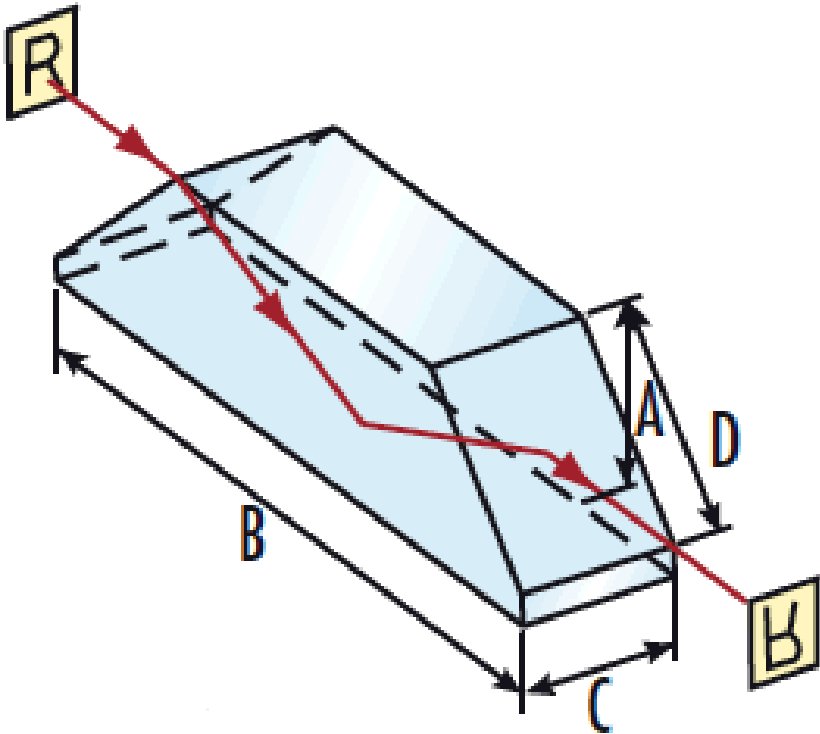
## PRODUCT DETAILS

- Image Rotation of 180°
- Left Handed Image
- Ideal for Rotation or Displaced Retroreflection

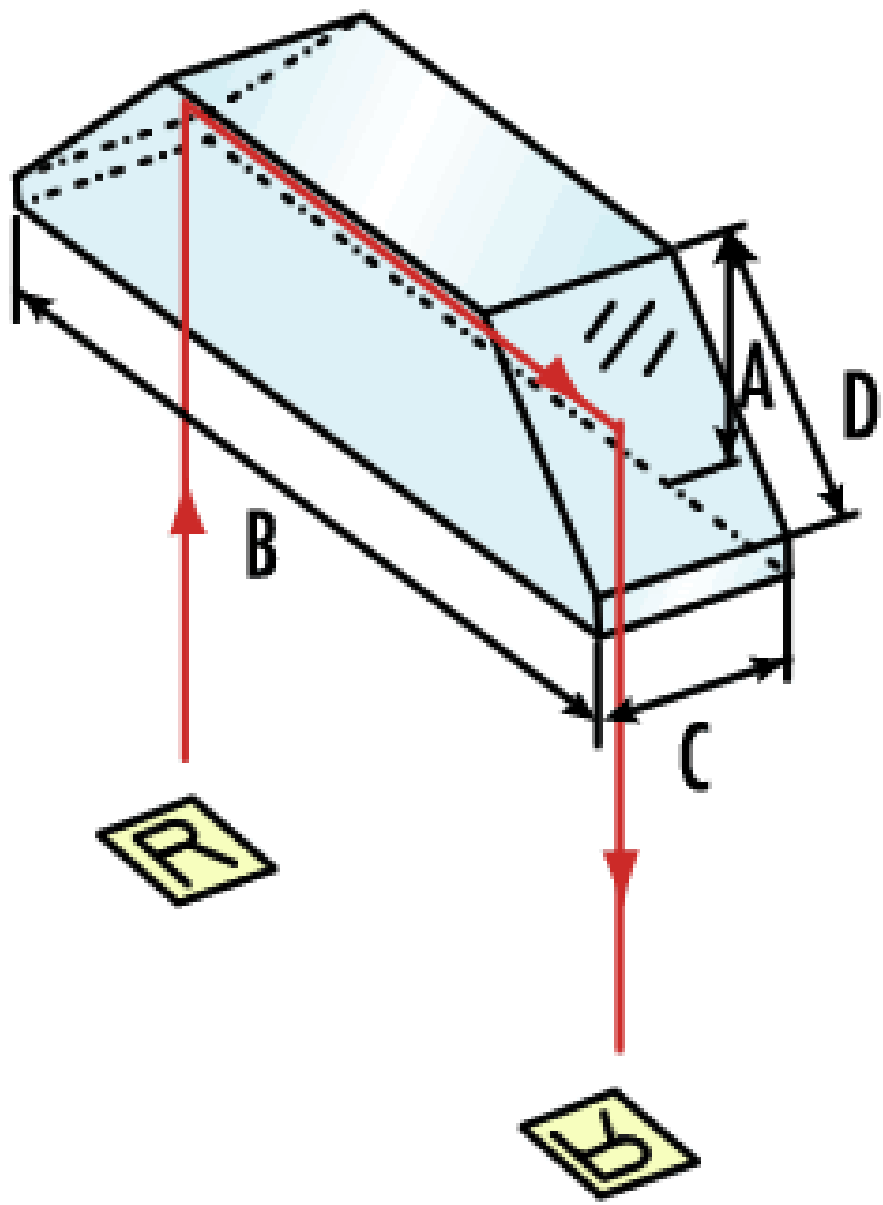
TECHSPEC® Dove Prisms have an unusual and fascinating characteristic. If you look through the prism and rotate it around a longitudinal axis, the image rotates through twice the angle through which the dove prism itself rotates. For optimal performance, use dove prisms with collimated light. The top surface of each dove prism is ground, and the longest length (specified by dimension B) features an unbeveled sharp edge. TECHSPEC® Dove Prisms are offered uncoated, with anti-reflection coated diagonal faces or with aluminized diagonal faces. Aluminized dove prisms feature a protected aluminum coating with black Krylon paint on the diagonal faces and are ideal for displaced retroreflection. They provide a U-turn for incident laser beam light.

Reflection is displaced 49mm (in 15mm sizes) or 75mm (in 25mm sizes) when incident rays are centered on the diagonal face. Aluminized TECHSPEC® Dove Prisms can be used in imaging systems (with fields of view less than dimension A/ dimension C) to view areas behind the camera or around corners. They can also provide a split image, where one scene is displaced relative to the other.

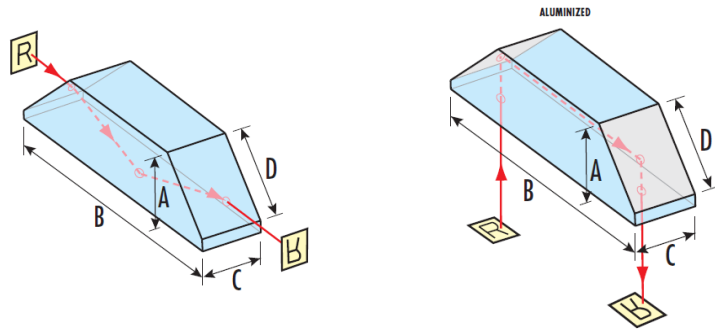
## TECHNICAL INFORMATION



ALUMINIZED



Stock No.	A	B	C	D
#32-998	5.00mm	20.64mm	5.00mm	7.07mm
#49-424				
#32-999	10.0mm	43.56mm	10.0mm	14.14mm
#49-425				
#32-553	15.00mm	62.50mm	15.00mm	21.21mm
#49-426				
#49-427	18.00mm	76.10mm	18.00mm	25.45mm
#32-554	20.00mm	79.80mm	20.00mm	28.28mm
#49-428				
#45-403	25.00mm	103.18mm	25.00mm	35.36mm
#49-429				



## CUSTOM

Edmund Optics offers comprehensive custom manufacturing services for optical and imaging components tailored to your specific application requirements. Whether in the prototyping phase or preparing for full-scale production, we provide flexible solutions to meet your needs. Our experienced engineers are here to assist—from concept to completion.

Our capabilities include:

- Custom dimensions, materials, coatings, and more
- High-precision surface quality and flatness
- Tight tolerances and complex geometries
- Scalable production—from prototype to volume

Learn more about our [custom manufacturing capabilities](#) or submit an inquiry [here](#).