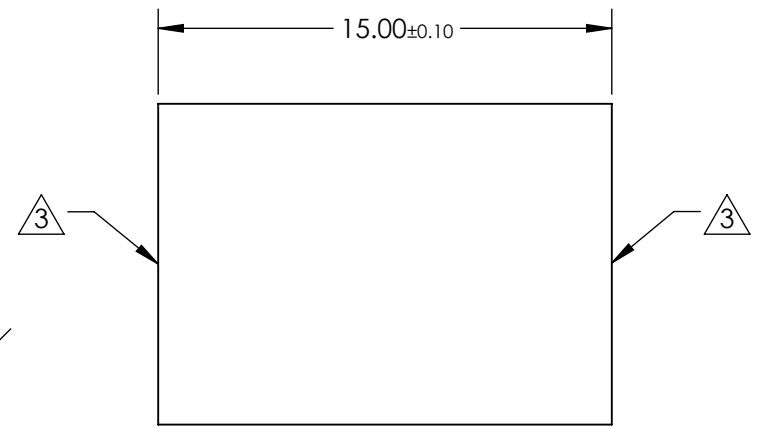
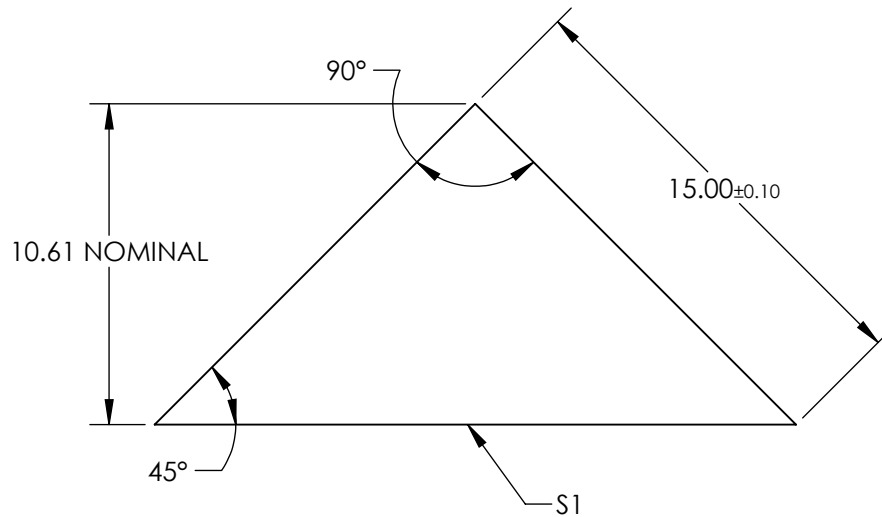
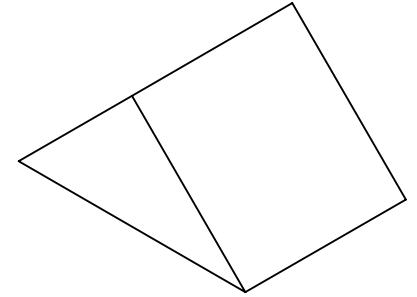


NOTES:

1. SUBSTRATE:
N-BK7
2. COATING (APPLY ACROSS CLEAR APERTURE)
S1: NONE
S2: Ravg >98% @ 400 - 750nm (0 - 45°)
Ravg >99% @ 400 - 750nm (0 °)

3. FINE GRIND SURFACE

4. ROHS COMPLIANT

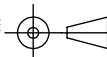


**FOR INFORMATION ONLY:
DO NOT MANUFACTURE
PARTS TO THIS DRAWING**

SPECIFICATIONS SUBJECT TO CHANGE WITHOUT NOTICE
DIMENSIONS ARE FOR REFERENCE ONLY

	S1	S2
SHAPE	PLANO	PLANO
ANGLE TOL. (arcmin)	±2	±2
POWER (FRINGES) @ 632.8nm	1.25	1.25
IRREGULARITY (FRINGES) @ 632.8nm	0.50	0.50
CLEAR APERTURE	19.09 x 13.50	13.50 x 13.50
COATING APERTURE	N/A	13.50 x 13.50
BEVEL	PROTECTED AS NEEDED	PROTECTED AS NEEDED

THIRD ANGLE PROJECTION



ALL DIMS IN

mm

EO® **Edmund Optics**®

TITLE

15mm, 400 - 750nm Broadband
Dielectric, N-BK7 90° Specialty Mirror

DWG NO

26453

SHEET
3 OF 7